

Don't just sit there!

We know sitting too much is bad, and most of us intuitively feel a little guilty after a long TV binge. But what exactly goes wrong in our bodies when we park ourselves for nearly eight hours per day, the average for a U.S. adult? Many things, say four experts, who detailed a chain of problems from head to toe.

REPORTING BY BONNIE BERKOWITZ; GRAPHIC BY PATTERSON CLARK

ORGAN DAMAGE

Heart disease

Muscles burn less fat and blood flows more sluggishly during a long sit, allowing fatty acids to more easily clog the heart. Prolonged sitting has been linked to high blood pressure and elevated cholesterol, and people with the most sedentary time are more than twice as likely to have cardiovascular disease than those with the least.

Overproductive pancreas

The pancreas produces insulin, a hormone that carries glucose to cells for energy. But cells in idle muscles don't respond as readily to insulin, so the pancreas produces more and more, which can lead to diabetes and other diseases. A 2011 study found a decline in insulin response after just one day of prolonged sitting.

Colon cancer

Studies have linked sitting to a greater risk for colon, breast and endometrial cancers. The reason is unclear, but one theory is that excess insulin encourages cell growth. Another is that regular movement boosts natural antioxidants that kill cell-damaging — and potentially cancer-causing — free radicals.

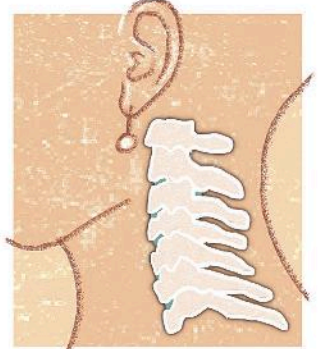
TROUBLE AT THE TOP

Foggy brain

Moving muscles pump fresh blood and oxygen through the brain and trigger the release of all sorts of brain- and mood-enhancing chemicals. When we are sedentary for a long time, everything slows, including brain function.

Strained neck

If most of your sitting occurs at a desk at work, craning your neck forward toward a keyboard or tilting your head to cradle a phone while typing can strain the cervical vertebrae and lead to permanent imbalances.



Proper alignment of cervical vertebrae

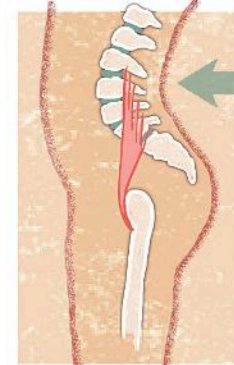
Sore shoulders and back

The neck doesn't slouch alone. Slumping forward overextends the shoulder and back muscles as well, particularly the trapezius, which connects the neck and shoulders.

BAD BACK

Inflexible spine

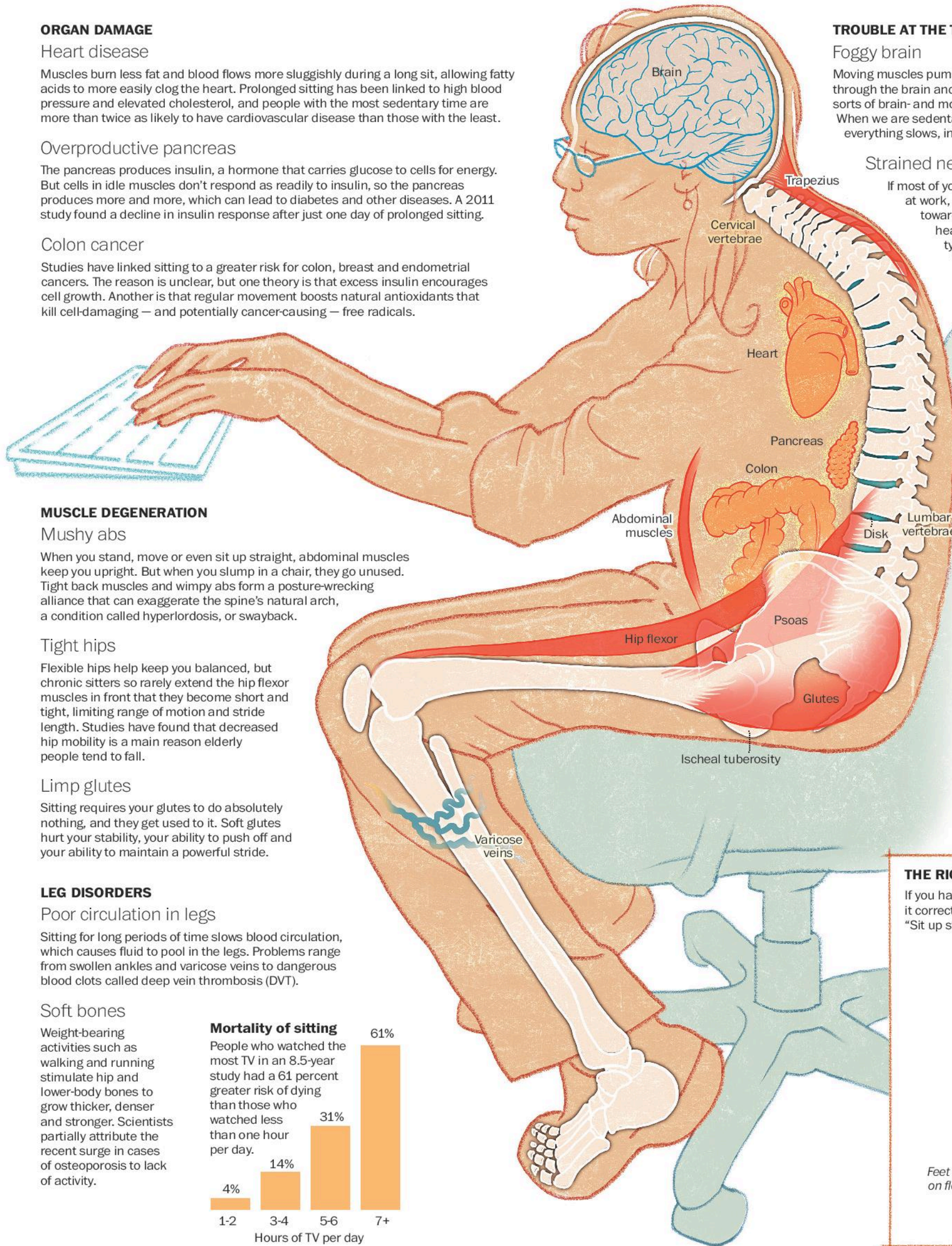
Spines that don't move become inflexible and susceptible to damage in mundane activities, such as when you reach for a coffee cup or bend to tie a shoe. When we move around, soft disks between vertebrae expand and contract like sponges, soaking up fresh blood and nutrients. When we sit for a long time, disks are squashed unevenly and lose sponginess. Collagen hardens around supporting tendons and ligaments.



Lumbar region bowed by shortened psoas

Disk damage

People who sit more are at greater risk for herniated lumbar disks. A muscle called the psoas travels through the abdominal cavity and, when it tightens, pulls the upper lumbar spine forward. Upper-body weight rests entirely on the ischeal tuberosity (sitting bones) instead of being distributed along the arch of the spine.



MUSCLE DEGENERATION

Mushy abs

When you stand, move or even sit up straight, abdominal muscles keep you upright. But when you slump in a chair, they go unused. Tight back muscles and wimpy abs form a posture-wrecking alliance that can exaggerate the spine's natural arch, a condition called hyperlordosis, or swayback.

Tight hips

Flexible hips help keep you balanced, but chronic sitters so rarely extend the hip flexor muscles in front that they become short and tight, limiting range of motion and stride length. Studies have found that decreased hip mobility is a main reason elderly people tend to fall.

Limp glutes

Sitting requires your glutes to do absolutely nothing, and they get used to it. Soft glutes hurt your stability, your ability to push off and your ability to maintain a powerful stride.

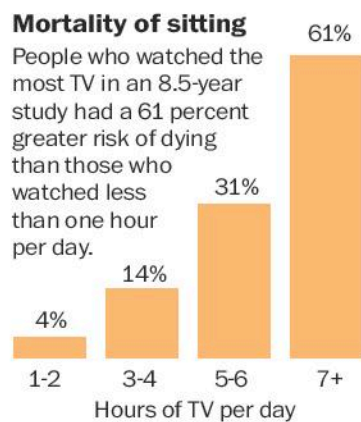
LEG DISORDERS

Poor circulation in legs

Sitting for long periods of time slows blood circulation, which causes fluid to pool in the legs. Problems range from swollen ankles and varicose veins to dangerous blood clots called deep vein thrombosis (DVT).

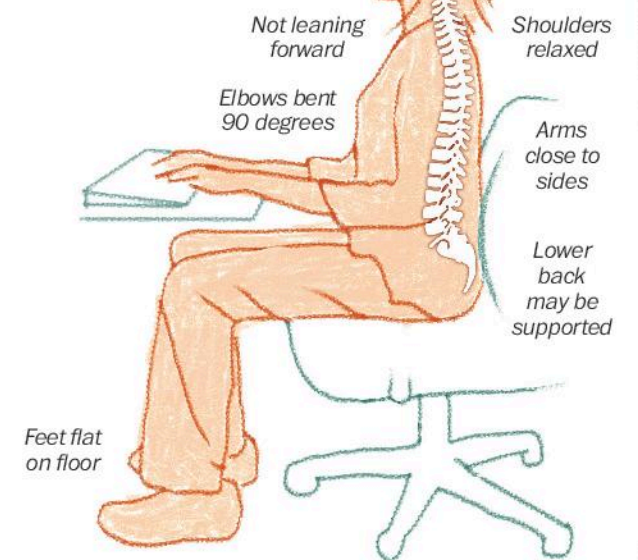
Soft bones

Weight-bearing activities such as walking and running stimulate hip and lower-body bones to grow thicker, denser and stronger. Scientists partially attribute the recent surge in cases of osteoporosis to lack of activity.



THE RIGHT WAY TO SIT

If you have to sit often, try to do it correctly. As Mom always said, "Sit up straight."

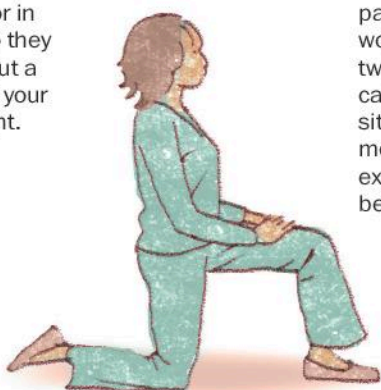


So what can we do? The experts recommend . . .

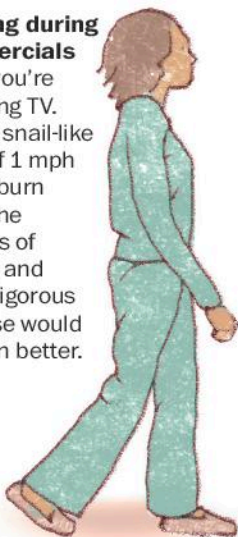
Sitting on something wobbly such as an exercise ball or even a backless stool to force your core muscles to work. Sit up straight and keep your feet flat on the floor in front of you so they support about a quarter of your weight.



Stretching the hip flexors for three minutes per side once a day, like this:



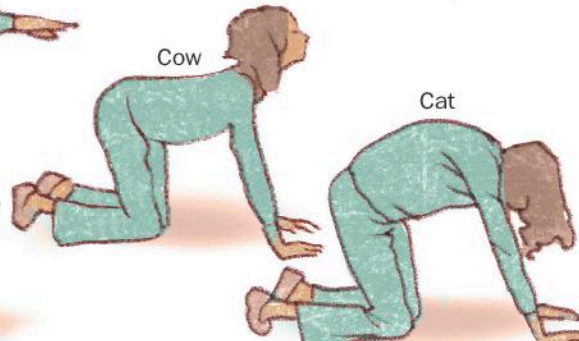
Walking during commercials when you're watching TV. Even a snail-like pace of 1 mph would burn twice the calories of sitting, and more vigorous exercise would be even better.



Alternating between sitting and standing at your work station. If you can't do that, stand up every half hour or so and walk.



Trying yoga poses — the cow pose and the cat — to improve extension and flexion in your back.



The experts

Scientists interviewed for this report:

James A. Levine, inventor of the treadmill desk and director of Obesity Solutions at Mayo Clinic and Arizona State University.

Charles E. Matthews, National Cancer Institute investigator and author of several studies on sedentary behavior.

Jay Dicharry, director of the REP Biomechanics Lab in Bend, Ore., and author of "Anatomy for Runners."

Tal Amasay, biomechanist at Barry University's Department of Sport and Exercise Sciences.

Additional sources: "Amount of time spent in sedentary behaviors and cause-specific mortality in U.S. adults," by Charles E. Matthews, et al. of the National Cancer Institute; "Sedentary behavior and cardiovascular disease: A review of prospective studies," by Earl S. Ford and Carl J. Casper of the Centers for Disease Control and Prevention; Mayo Clinic.